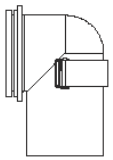
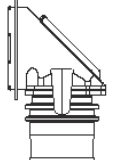
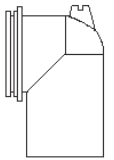
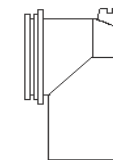

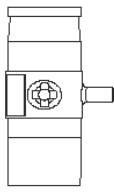
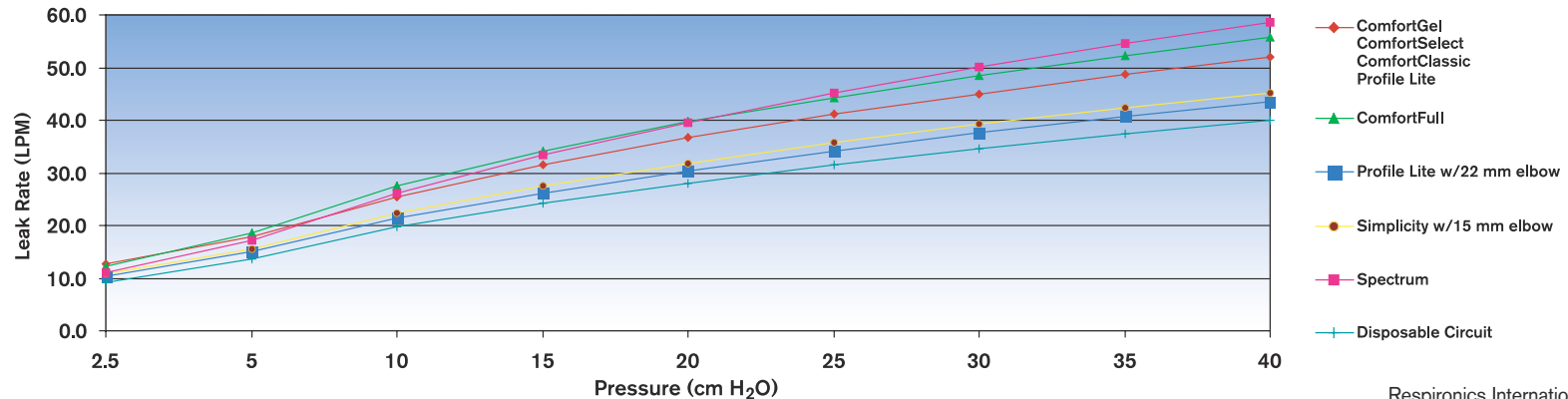


Leak Rate – Masks and DEP Devices

The following represents an approximate rate of leak that is expected to occur under each mask/elbow configuration.
Actual leak rate may vary due to slight differences in the manufacturing process.

Mask	ComfortGel™ ComfortSelect™ ComfortClassic™ Profile™ Lite	ComfortFull™	Profile Lite w/ 22 mm elbow	Simplicity™ w/ 15 mm elbow	Spectrum®	Disposable Circuit	
Elbow	Exhalation Mute	Entrainment Valve	Castle Port	Castle Port	Whisper Swivel® 2	DEP	
Elbow Schematic							
Expected Leak Rate (LPM)							
Pressure (cm H ₂ O)	2.5	12.7	12.3	10.4	10.9	11.1	9.1
	5	17.9	18.6	15.0	15.6	17.3	13.7
	10	25.5	27.5	21.4	22.4	26.2	19.8
	15	31.4	34.2	26.2	27.5	33.4	24.3
	20	36.7	39.7	30.4	31.9	39.6	28.1
	25	41.1	44.2	34.1	35.7	45.1	31.4
	30	45.0	48.4	37.5	39.2	50.0	34.5
	35	48.6	52.2	40.6	42.4	54.5	37.4
	40	52.1	55.7	43.5	45.3	58.7	40.0

Respironics Mask and DEP Devices - Pressure Vs. Flow



Respironics International: +33-(0)1-55-60-19-80

Respironics France: +33-(0)2-51-89-60-00

Respironics Deutschland: +49-81-52-930-60

Respironics Asia Pacific: +852-234-342-18